

NSVJ5908DSG5

Advance Information

N-Channel JFET

-15 V, 10 to 32 mA, 35 mS, Dual

Automotive JFET designed for compact and efficient designs and including high gain performance. AEC-Q101 qualified JFET and PPAP capable suitable for automotive applications.

Features

- Large |yfs|
- Small Ciss
- This small package enables sets to be smaller and thinner
- Ultralow noise figure
- Pb-Free, Halogen Free and RoHS compliance
- MCPH5 package is pin-compatible with SC-88AFL
- AEC-Q101 qualified and PPAP capable
- Composite type with 2 JFET contained in a MCPH5 package currently in use, improving the mounting efficiency greatly
- The NSVJ5908DSG5 is formed with two chips, being equivalent to the NSVJ3557SA3, placed in one package

Typical Applications

- AM Tuner RF Amplification
- Low Noise Amplifier

SPECIFICATIONS

ABSOLUTE MAXIMUM RATINGS at Ta = 25°C (Note 1)

Parameter	Symbol	Value	Unit
Drain-to-Source Voltage	V _{DSX}	15	V
Gate-to-Drain Voltage	V _{GDS}	-15	V
Gate Current	I _G	10	mA
Drain Current	I _D	50	mA
Allowable Power Dissipation 1 unit	P _D	200	mW
Total Power Dissipation	P _T	300	mW
Operating Junction and Storage Temperature	T _J , T _{Stg}	-55 to +150	°C

Note 1 : Stresses exceeding those listed in the Maximum Ratings table may damage the device. If any of these limits are exceeded, device functionality should not be assumed, damage may occur and reliability may be affected.

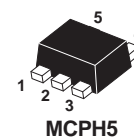
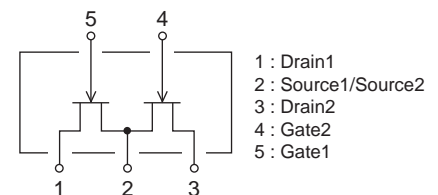
This document contains information on a new product. Specifications and information herein are subject to change without notice.



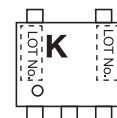
ON Semiconductor®

www.onsemi.com

ELECTRICAL CONNECTION N-Channel



MARKING



ORDERING INFORMATION

See detailed ordering and shipping information on page 5 of this data sheet

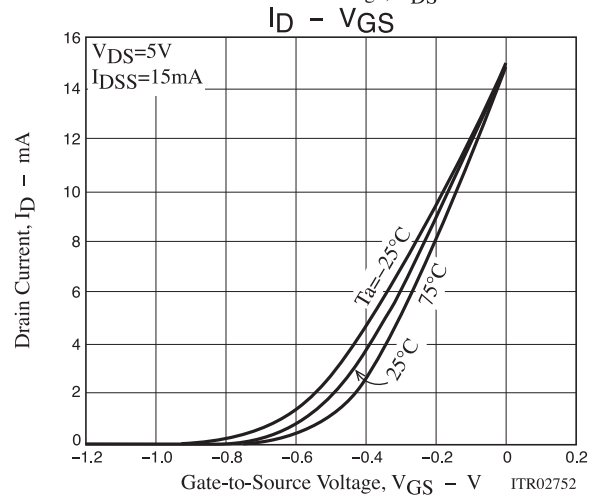
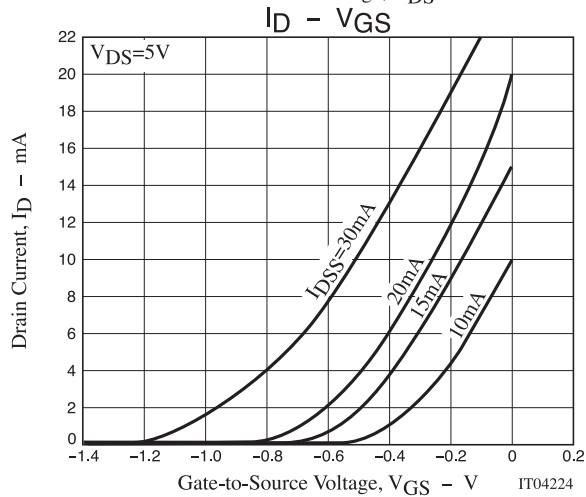
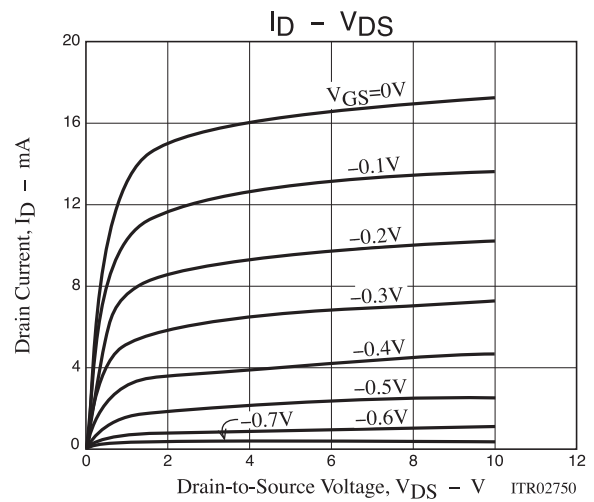
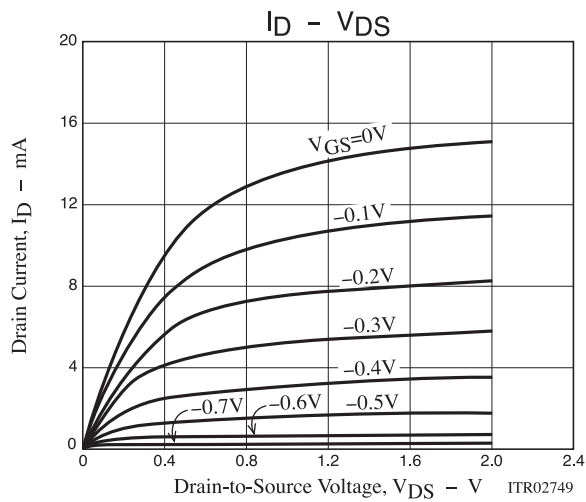
NSVJ5908DSG5

ELECTRICAL CHARACTERISTICS at Ta = 25°C (Notes 2,3)

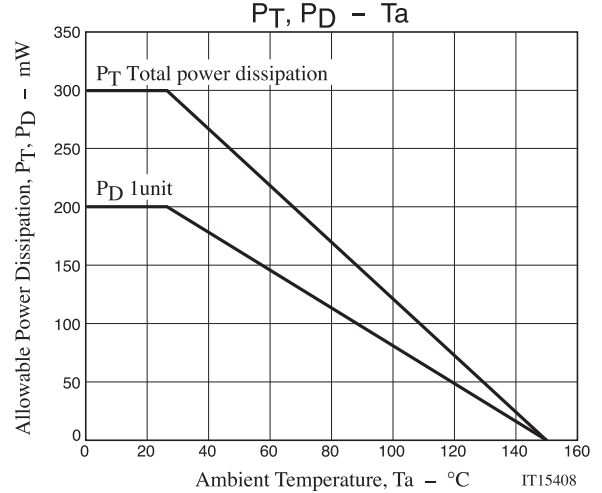
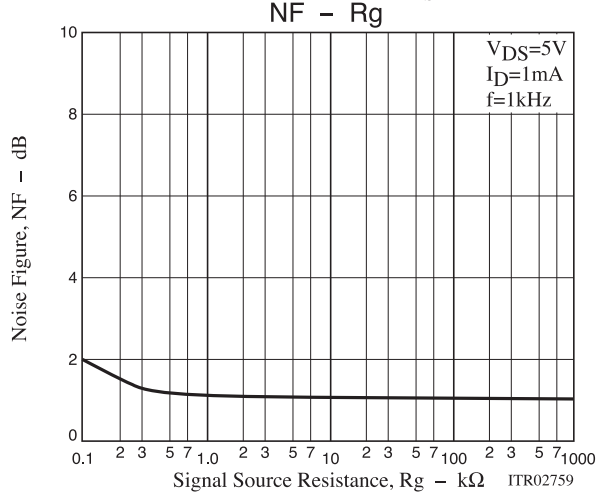
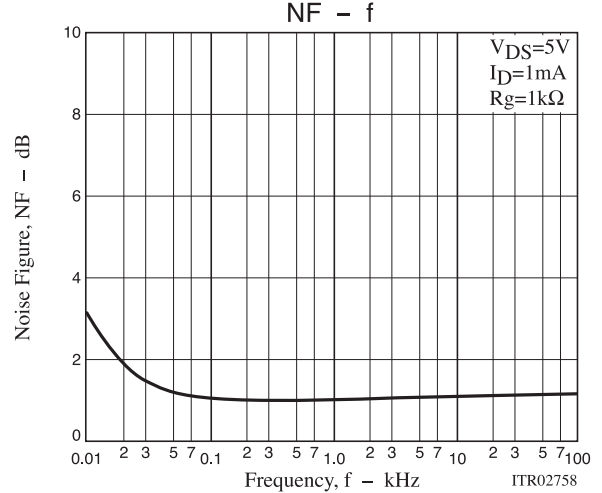
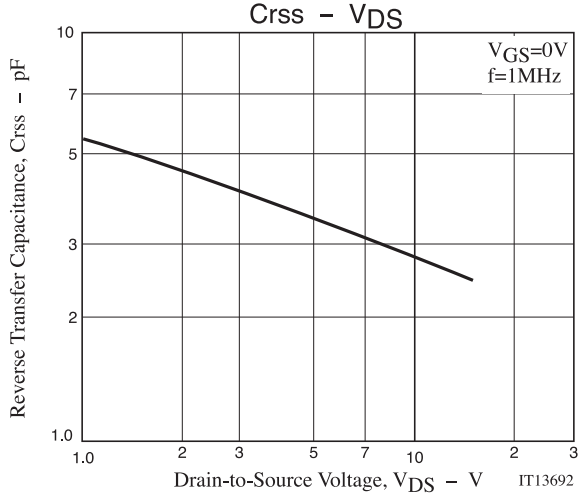
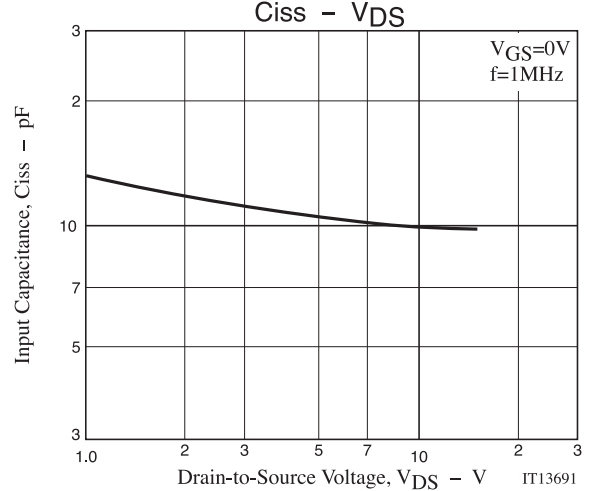
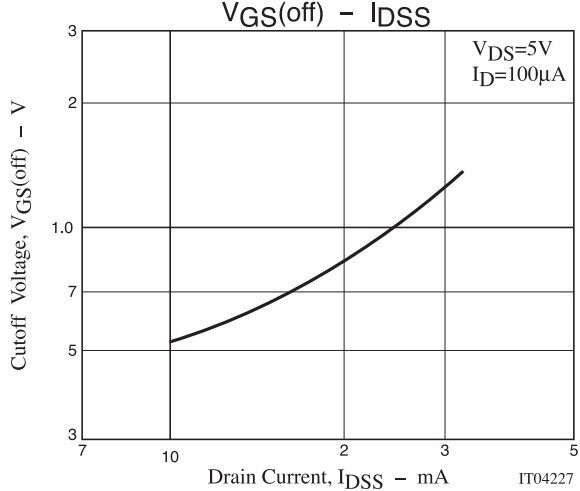
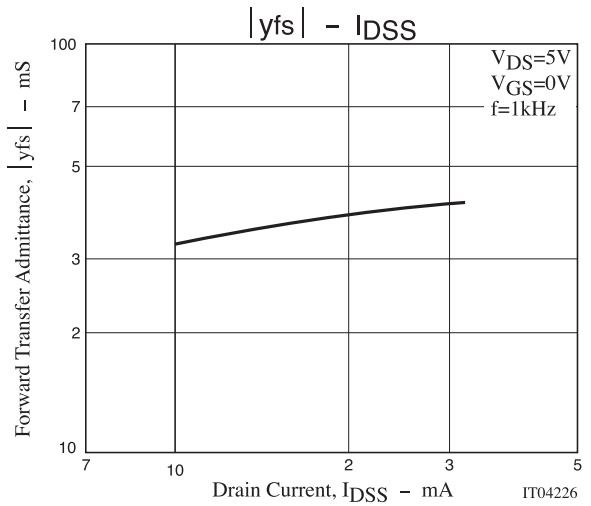
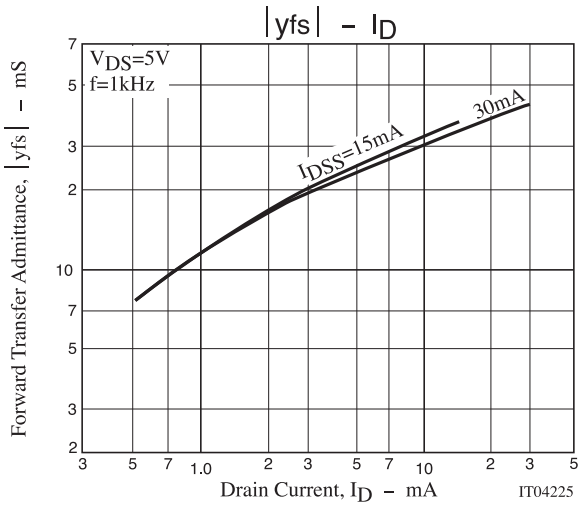
Parameter	Symbol	Conditions	Value			Unit
			min	typ	max	
Gate-to-Drain Breakdown Voltage	$V_{(BR)GDS}$	$I_G = -10 \mu A, V_{DS} = 0 V$	-15			V
Gate-to-Source Leakage Current	I_{GSS}	$V_{GS} = -10 V, V_{DS} = 0 V$			-1.0	nA
Cutoff Voltage	$V_{GS(off)}$	$V_{DS} = 5 V, I_D = 100 \mu A$	-0.3	-0.7	-1.5	V
Zero-Gate Voltage Drain Current	I_{DSS}	$V_{DS} = 5 V, V_{GS} = 0 V$	10		32	mA
Forward Transfer Admittance	$ y_{fs} $	$V_{DS} = 5 V, V_{GS} = 0 V, f = 1 kHz$	24	35		mS
Input Capacitance	C_{iss}	$V_{DS} = 5 V, V_{GS} = 0 V, f = 1 MHz$		10.5		pF
Reverse Transfer Capacitance	C_{rss}				3.5	
Noise Figure	NF	$V_{DS} = 5 V, R_g = 1 k\Omega, I_D = 1 mA, f = 1 kHz$		1.0		dB

Note 2 : Product parametric performance is indicated in the Electrical Characteristics for the listed test conditions, unless otherwise noted. Product performance may not be indicated by the Electrical Characteristics if operated under different conditions.

Note 3 : The specifications shown above are for each individual JFET.



NSVJ5908DSG5



NSVJ5908DSG5

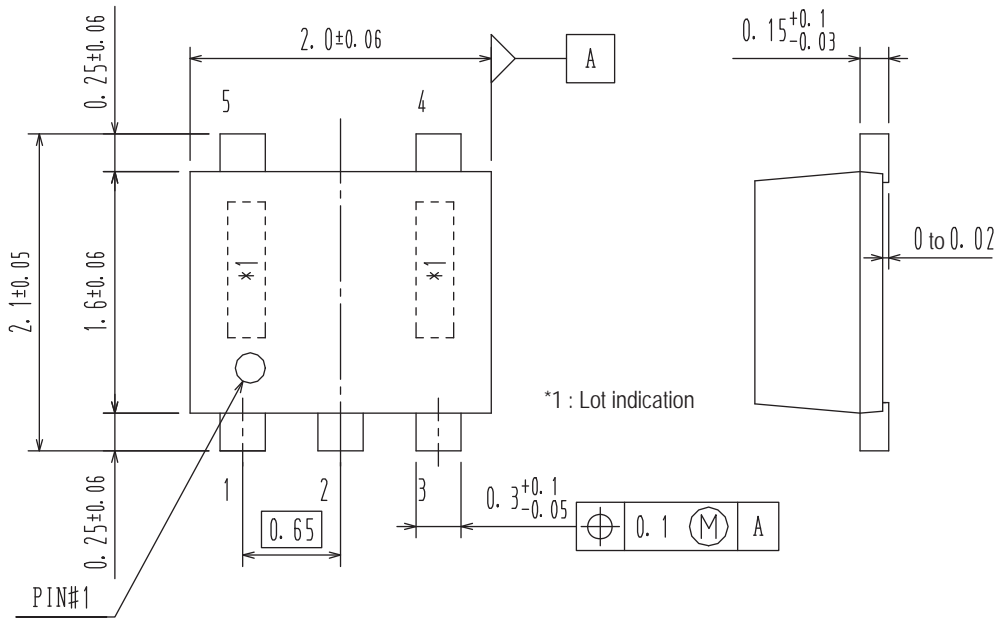
PACKAGE DIMENSIONS

unit : mm

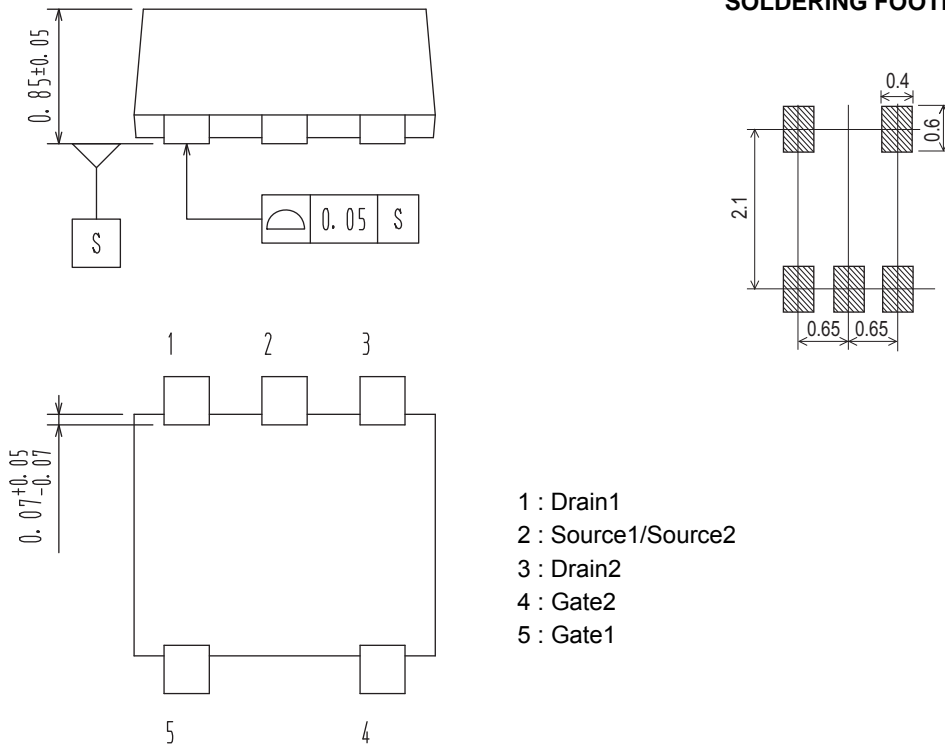
SC-88AFL / MCPH5

CASE 419AP

ISSUE 0



RECOMMENDED SOLDERING FOOTPRINT



NSVJ5908DSG5

ORDERING INFORMATION

Device	Marking	Package	Shipping
NSVJ5908DSG5T1G	K	SC-88AFL / MCPH5 (Pb-Free / Halogen Free)	3,000 / Tape & Reel

† For information on tape and reel specifications, including part orientation and tape sizes, please refer to our Tape and Reel Packaging Specifications Brochure, BRD8011/D. http://www.onsemi.com/pub_link/Collateral/BRD8011-D.PDF

ON Semiconductor and the ON Semiconductor logo are trademarks of Semiconductor Components Industries, LLC dba ON Semiconductor or its subsidiaries in the United States and/or other countries. ON Semiconductor owns the rights to a number of patents, trademarks, copyrights, trade secrets, and other intellectual property. A listing of ON Semiconductor's product/patent coverage may be accessed at www.onsemi.com/site/pdf/Patent-Marking.pdf. ON Semiconductor reserves the right to make changes without further notice to any products herein. ON Semiconductor makes no warranty, representation or guarantee regarding the suitability of its products for any particular purpose, nor does ON Semiconductor assume any liability arising out of the application or use of any product or circuit, and specifically disclaims any and all liability, including without limitation special, consequential or incidental damages. Buyer is responsible for its products and applications using ON Semiconductor products, including compliance with all laws, regulations and safety requirements or standards, regardless of any support or applications information provided by ON Semiconductor. "Typical" parameters which may be provided in ON Semiconductor data sheets and/or specifications can and do vary in different applications and actual performance may vary over time. All operating parameters, including "Typicals" must be validated for each customer application by customer's technical experts. ON Semiconductor does not convey any license under its patent rights nor the rights of others. ON Semiconductor products are not designed, intended, or authorized for use as a critical component in life support systems or any FDA Class 3 medical devices or medical devices with a same or similar classification in a foreign jurisdiction or any devices intended for implantation in the human body. Should Buyer purchase or use ON Semiconductor products for any such unintended or unauthorized application, Buyer shall indemnify and hold ON Semiconductor and its officers, employees, subsidiaries, affiliates, and distributors harmless against all claims, costs, damages, and expenses, and reasonable attorney fees arising out of, directly or indirectly, any claim of personal injury or death associated with such unintended or unauthorized use, even if such claim alleges that ON Semiconductor was negligent regarding the design or manufacture of the part. ON Semiconductor is an Equal Opportunity/Affirmative Action Employer. This literature is subject to all applicable copyright laws and is not for resale in any manner.